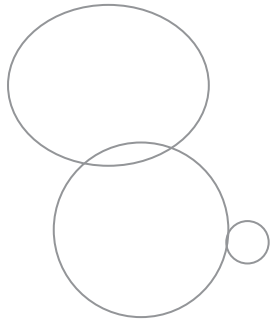



Drawing Class


Follow the instructions to learn how to draw a Bunny.




Step 1
Draw three circles as shown above.




Step 2
Add seven oval shapes.



Step 3
Draw around the edges letting the lines curve as shown.



Step 4
Erase the previous pencil lines, you are left with this.



Step 5
Add details, such as the eyes, mouth, ears and her legs.